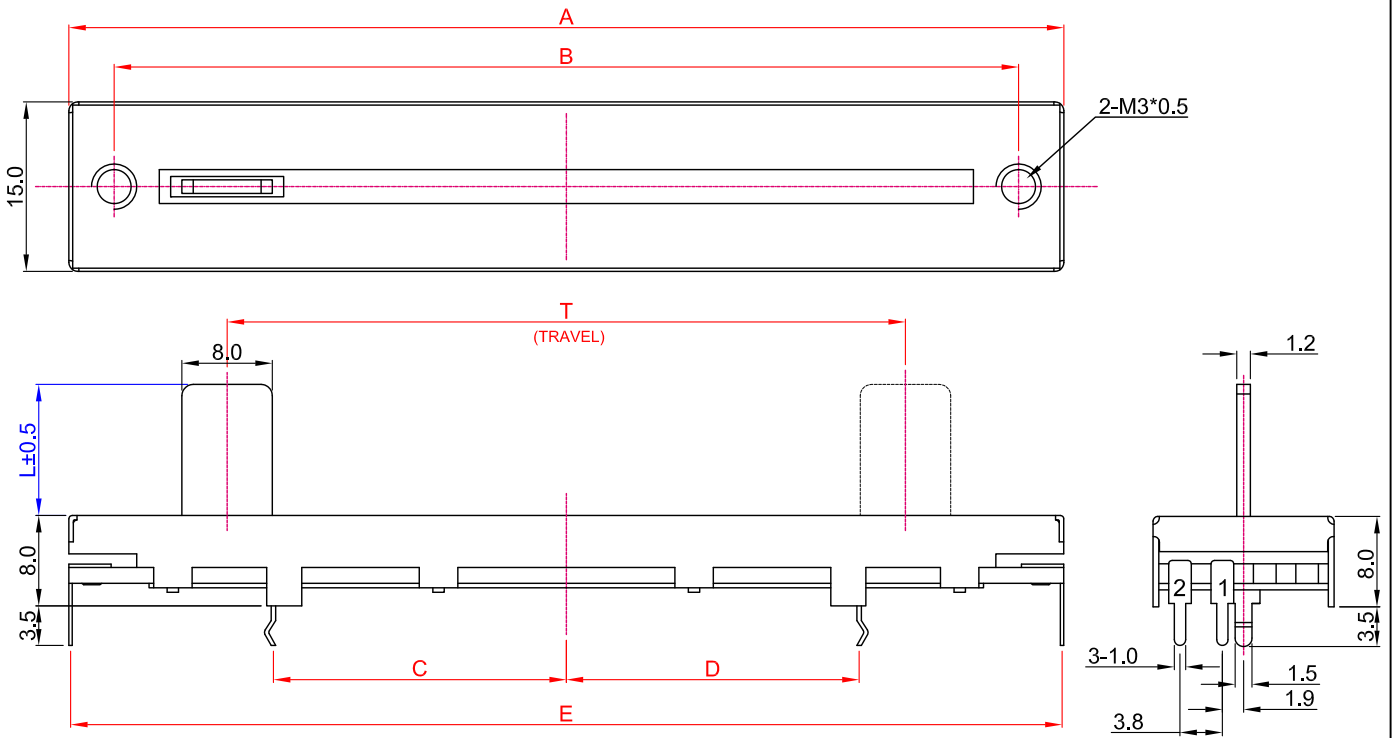
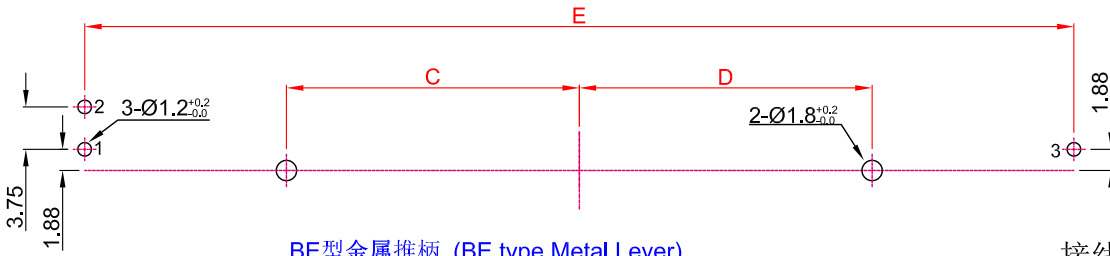


外形图
Mechanical Dimensions



安装孔位图
P.C.B. mounting hole detail

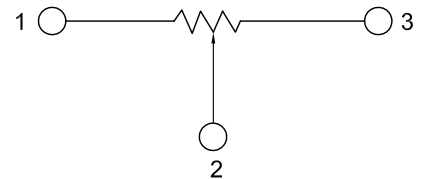


BE型金属推柄 (BE type Metal Lever)

L	8	10	12	15		

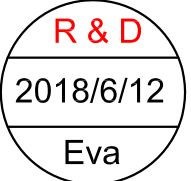


	MODEL NO.	T	A	B	C	D	E
<input type="checkbox"/>	C6091N	60	88	80	25.85	25.85	87.5
<input type="checkbox"/>	C0091N	100	128	120	43.7	38.8	127.5

接线图
Circuit explanation



<input type="checkbox"/>					PRODUCT NAME	Slide Potentiometer	
<input type="checkbox"/>					MODEL NAME	C <input type="checkbox"/> <input type="checkbox"/> 91N - <input type="checkbox"/> A2-value	
<input type="checkbox"/>							
NO	DATE	DESCRIPTION			APPROVED BY	CHECKED BY	DRAWN BY
		DIMENSION	TOLERANCE	SCALE			
		$f \leq 10$	± 0.2	UNIT	<div style="display: flex; justify-content: space-around;"> <div style="border: 1px solid black; border-radius: 50%; padding: 5px; text-align: center;"> R & D 2018/4/28 Eva </div> <div style="border: 1px solid black; border-radius: 50%; padding: 5px; text-align: center;"> R & D 2018/4/28 Sophie </div> <div style="border: 1px solid black; border-radius: 50%; padding: 5px; text-align: center;"> R & D 2018/4/28 Dick </div> </div>	mm	
		$10 < f \leq 30$	± 0.5	VER.		AO	
		$30 < f \leq 100$	± 1.0	DATE		2018/4/28	
		All Angles	$\pm 5^\circ$				

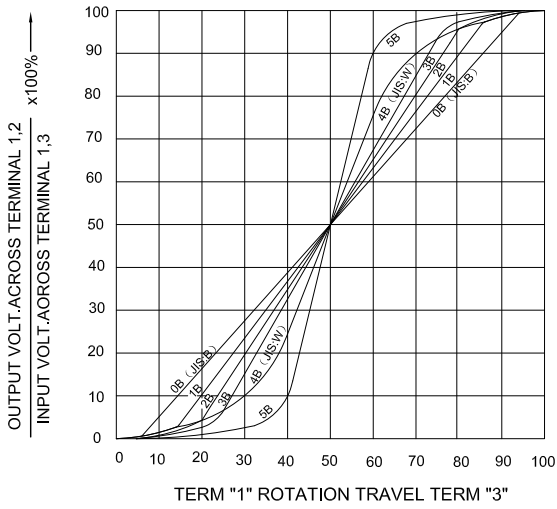
直滑式 Rotary Potentiometers series Specifications

1. 電氣性能 (Electrical Characteristics)								
1.1	全阻抗值 (Total Resistance)	1KΩ ~ 2MΩ						
1.2	全阻抗值允許偏差 (Total Resistance Tolerance)	±20% (More than 1 M Ω ±30%)						
1.3	電阻隨溫度變化特性 Resistance of temperature change character	20°C-75°C:ΔR/R≤±5%, -25°C-20°C:ΔR/R≤±4.5%						
1.4	阻值變化特性 (Resistance Taper)	A, B, C, W						
1.5	零位阻值 (Residual Resistance)	R≥250KΩ / 0.1 % max. of total Value 250KΩ>R>10KΩ / 20Ω max. 10KΩ≥R / 10Ω max.						
1.6	額定功率 (Rated Power)	TAPER	TRAVEL					
			15mm	20mm	30mm	45mm	60mm	100mm
		Linear B:	0.05W	0.1W	0.2W	0.25W	0.25	0.3
		Other	0.025W	0.05W	0.1W	0.125	0.125	0.125
1.7	最高使用電壓 (Max.Operating Voltage)	50V AC						
1.8	動雜音 (Rotational Noise)	Less Than 100mV						
1.9	絕緣阻抗 (Insulation Resistance)	More than 100MΩ at DC 250V						
1.10	耐電壓 (Withstand Voltage)	For 1 minute at: AC 300V						
1.11	开关額定功率(Switch Rated Power)	-----						
1.12	同步誤差 (Gang Error)	-----						
2. 機械性能 (Mechanical Characteristics)								
2.1	滑動行程 (Slide travel)	T=(15,20,30,45,60)±1.0mm						
2.2	滑動力矩 (Operating force)	10~200gf.cm						
2.3	柄的拉、押強度 (Pull-Push Strength)	Pull 3Kgf.cm / Push 5 Kgf.cm						
2.4	滑動止檔強度 (Rotational Stop-End Torque)	5 kgf.cm Min						
2.5	推柄擺動度 (Lever wobble)	2xL/25mm Max. (L=Lever length)						
2.6	旋轉定位數目 (Number of Detents(click))	detent: 0 ; 1 center Click						
2.7	焊錫耐熱性 (Resistance To Soldering Heat)	260±5°C and less than 3 seconds						
3. 耐久性能 (Durability)								
3.1	回轉壽命 (Rotation Life)	10,000 Cycles min.						
3.2	工作溫度 (Operating temperature)	-10°C ~ +70°C						
4.1	外形尺寸圖/曲線特性圖	見附頁						
	(Shape size drawing/curve characteristic drawing)	Please refer the drawing						
批 准		審 核		設 計				

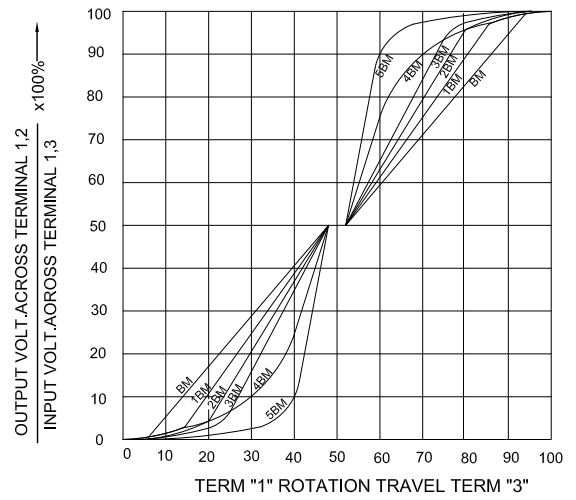
RESISTANCE TAPER



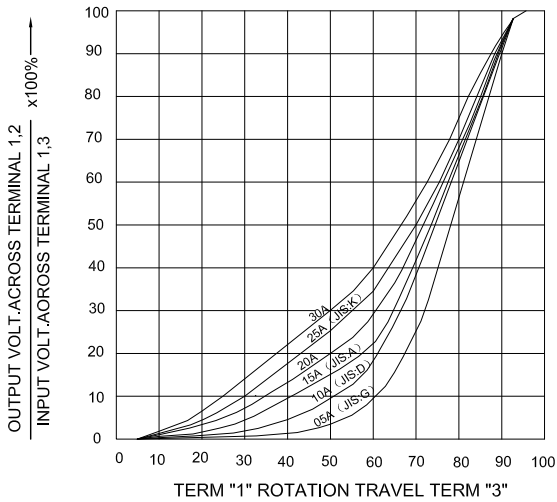
TAPER B SERIES



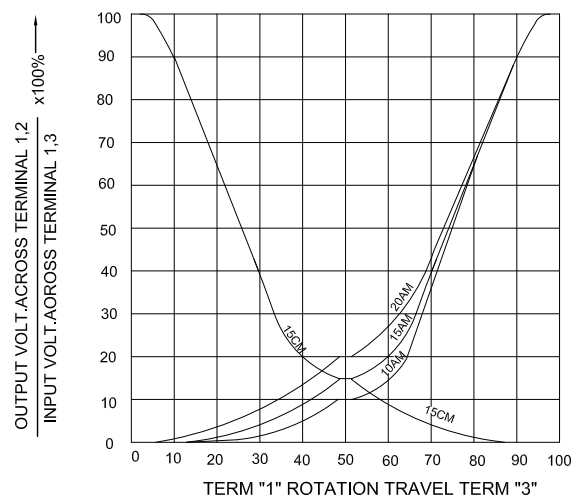
TAPER B WITH 50% TAP



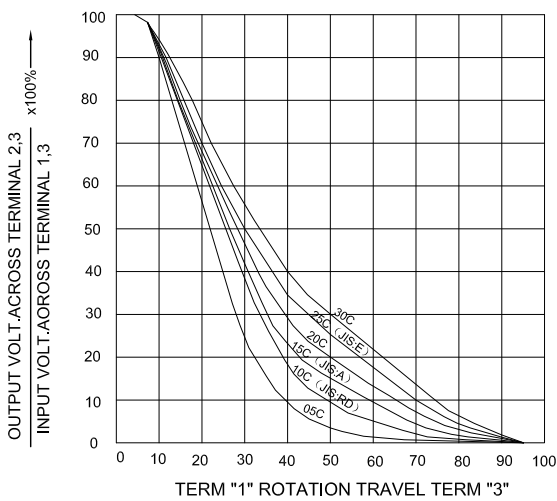
TAPER A SERIES



TAPER A & C WITH 50% TAP



TAPER C SERIES



TAPER M & N SERIES

