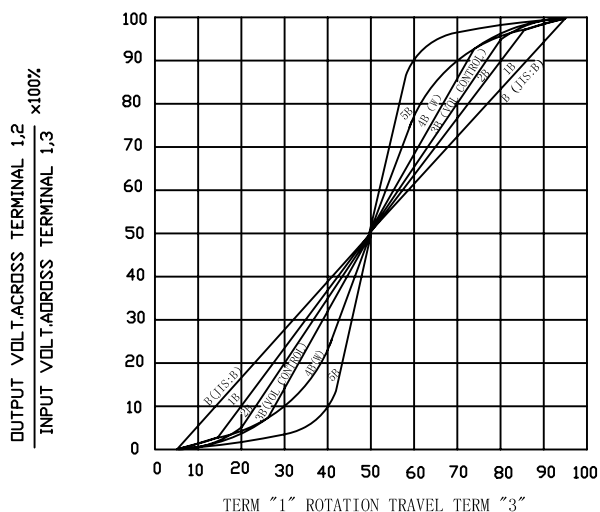


9 mm Rotary Series Potentiometers Specifications

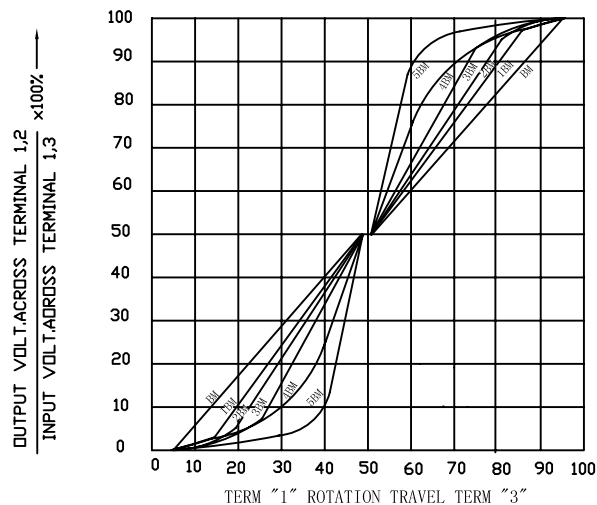
1. 電氣性能 (Electrical Characteristics)					
1.1	全阻抗值 (Total Resistance)		1K Ω ~ 2M Ω		
1.2	全阻抗值允許偏差 (Total Resistance Tolerance)		$\pm 20\%$ (More than 1 M Ω $\pm 30\%$)		
1.3	電阻隨溫度變化特性 Resistance of temperature change character)		20 $^{\circ}$ C -75 $^{\circ}$ C : $\Delta R/R \leq \pm 5\%$, -25 $^{\circ}$ C -20 $^{\circ}$ C : $\Delta R/R \leq \pm 4.5\%$		
1.4	阻值變化特性 (Resistance Taper)		A, B, C, W		
1.5	零位阻值 (Residual Resistance)		R \geq 250K Ω / 0.1 % max. of total Value 250K Ω >R>10K Ω / 20 Ω max. 10K Ω >R / 10 Ω max.		
1.6	額定功率 (Rated Power)		Linear Taper B: 0.05W Other Taper:0.025W		
1.7	最高使用電壓 (Max.Operating Voltage)		50V AC		
1.8	動雜音 (Rotational Noise)		Less Than 100mV		
1.9	絕緣阻抗 (Insulation Resistance)		More than 100M Ω at DC 250V		
1.10	耐電壓 (Withstand Voltage)		For 1 minute at: AC 250V		
1.11	開關額定功率(Switch Rated Power)		-----		
1.12	同步誤差 (Gang Error)		-----		
2. 機械性能 (Mechanical Characteristics)					
2.1	全回轉角度 (Rotation Angle)		280 $^{\circ}$ \pm 5 $^{\circ}$		
2.2	旋轉力矩 (Rotation Torque)		10~200gf.cm		
2.3	軸的拉、押強度 (Pull-Push Strength)		4 Kgf.cm		
2.4	轉動止檔強度 (Rotational Stop-End Torque)		3 kgf.cm Min		
2.5	軸擺動(Shaft wobble)		0.8*L/30mm p-p以下(L:指安裝平面到軸的柄端的距離)		
2.6	軸的回轉方向擺動(Shaft play in rotational wobble)		5 $^{\circ}$ 以下		
2.7	旋轉定位數目 (Number of Detents(click))		detent: 0, 0r 1 centre click		
2.8	焊錫耐熱性 (Resistance To Soldering Heat)		260 \pm 5 $^{\circ}$ C and less than 3 seconds		
3. 耐久性能 (Durability)					
3.1	回轉壽命 (Rotation Life)		10,000 Cycles min.		
3.2	工作溫度 (Operating temperature)		-10 $^{\circ}$ C ~+70 $^{\circ}$ C		
4.1	外形尺寸圖/曲線特性圖 (Shape size drawing/curve characteristic drawing)		見附頁 Please refer the drawing		
批 准		審 核		設 計	

RESISTANCE TAPER

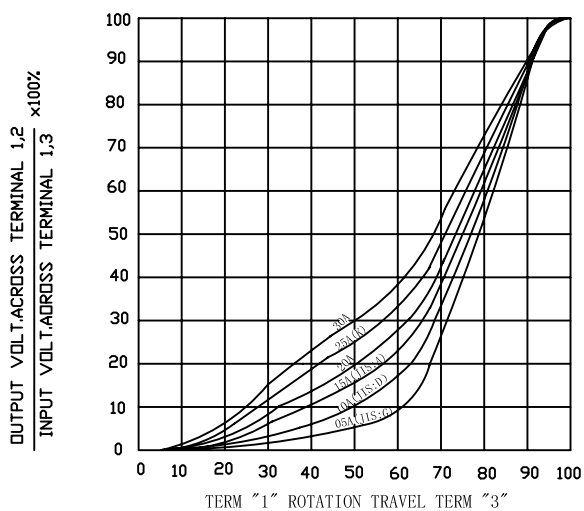
TAPER B SERIES



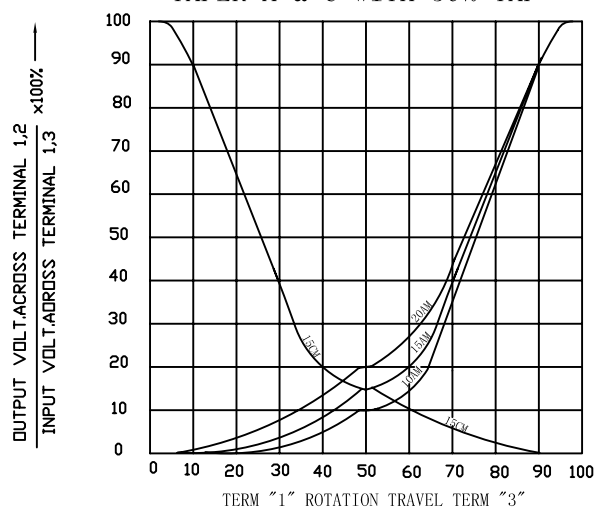
TAPER B WITH 50% TAP



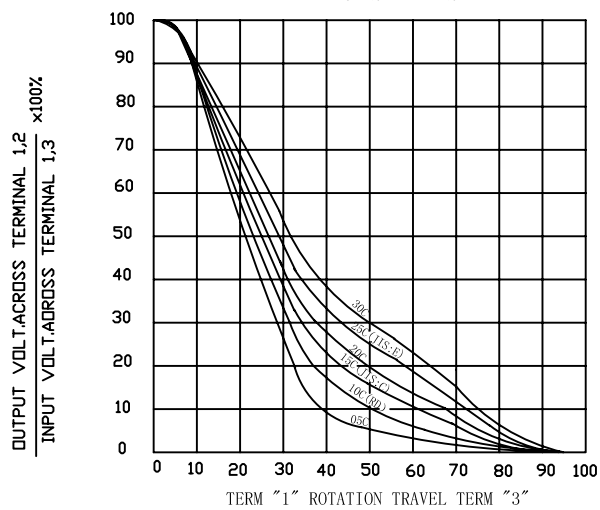
TAPER A SERIES



TAPER A & C WITH 50% TAP



TAPER C SERIES



TAPER M & N SERIES

