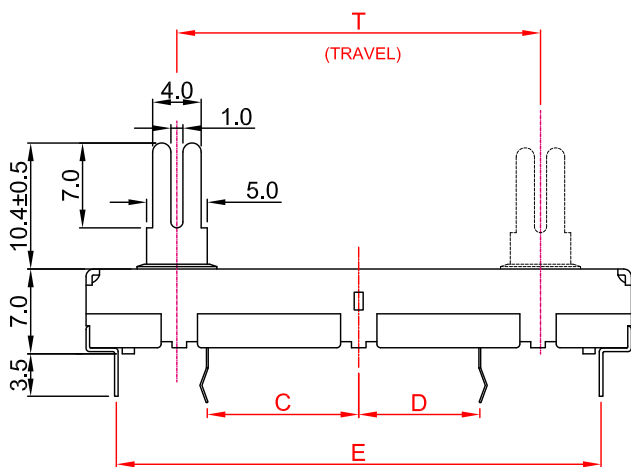
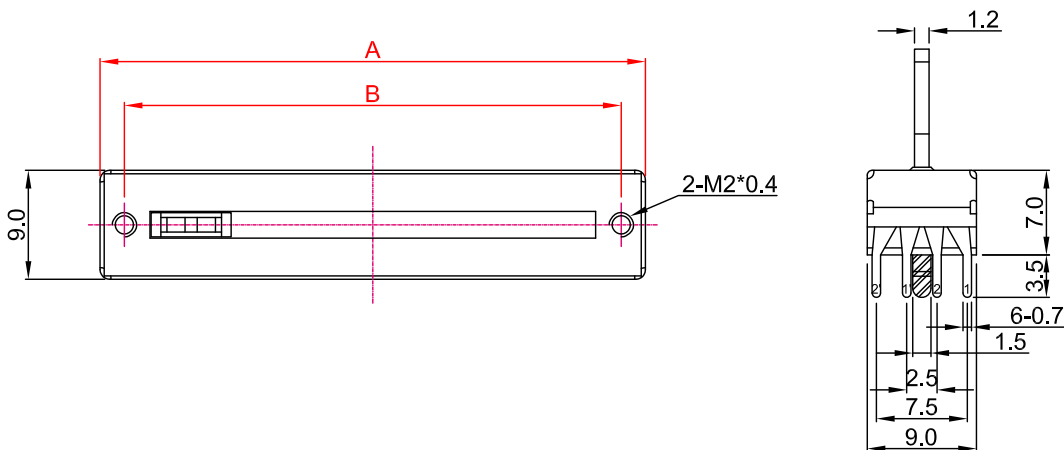
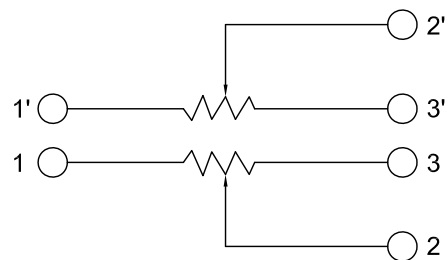


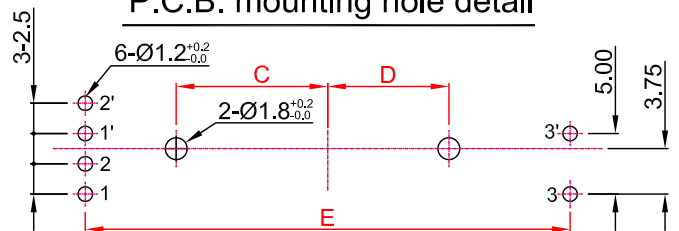
# 外形图 Mechanical Dimensions



## 接线图 Circuit explanation






## 安装孔位图 P.C.B. mounting hole detail



	MODEL NO.	T	A	B	C	D	E
<input type="checkbox"/>	C2044G	20	35	31	7.5	5	30
<input type="checkbox"/>	C2544G	25	40	36	10	7.5	35
<input type="checkbox"/>	C3044G	30	45	41	12.5	10	40
<input type="checkbox"/>	C4544G	45	60	56	17.5	15	55
<input type="checkbox"/>	C6044G	60	75	71	25	22.5	70

<input type="checkbox"/>				PRODUCT NAME	Slide Potentiometer	
<input type="checkbox"/>				MODEL NAME	C <input type="checkbox"/> <input type="checkbox"/> 44G-MA2-value	
NO	DATE	DESCRIPTION		APPROVED BY	CHECKED BY	DRAWN BY
		DIMENSION	TOLERANCE	SCALE		
		$\int \leq 10$	$\pm 0.2$	UNIT		
		$10 < \int \leq 30$	$\pm 0.5$	VER.		
		$30 < \int \leq 100$	$\pm 1.0$	DATE	2018/4/28	2018/4/28
		All Angles	$\pm 5^\circ$			
				R & D 2018/4/28 Eva	R & D 2018/4/28 Sophie	R & D 2018/4/28 Dick

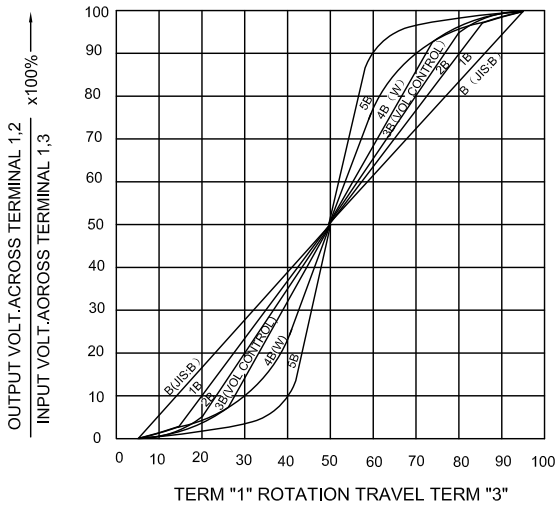
# 直滑式 Rotary Potentiometers series Specifications

1.電氣性能 (Electrical Characteristics)					
1.1	全阻抗值 (Total Resistance)	1K $\Omega$ ~ 2M $\Omega$			
1.2	全阻抗值允许偏差 (Total Resistance Tolerance)	$\pm 20\%$ ( More than 1 M $\Omega$ $\pm 30\%$ )			
1.3	電阻隨溫度變化特性 (Resistance of temperature change character)	20 $^{\circ}$ C-75 $^{\circ}$ C: $\Delta R/R \leq \pm 5\%$ , -25 $^{\circ}$ C-20 $^{\circ}$ C: $\Delta R/R \leq \pm 4.5\%$			
1.4	阻值變化特性 (Resistance Taper)	A, B, C, W			
1.5	零位阻值 (Residual Resistance)	R $\geq$ 250K $\Omega$ / 0.1 % max. of total Value 250K $\Omega$ >R>10K $\Omega$ / 20 $\Omega$ max. 10K $\Omega$ $\geq$ R / 10 $\Omega$ max.			
1.6	額定功率 (Rated Power)	Linear Taper B: 0.1W Other Taper:0.05W			
1.7	最高使用電壓 (Max.Operating Voltage)	50V AC			
1.8	動雜音 (Rotational Noise)	Less Than 100mV			
1.9	絕緣阻抗 (Insulation Resistance)	More than 100M $\Omega$ at DC 250V			
1.10	耐電壓 (Withstand Voltage)	For 1 minute at: AC 300V			
1.11	开关额定功率(Switch Rated Power)	-----			
1.12	同步誤差 (Gang Error)	0dB~-40dB $\leq$ 3dB			
2.機械性能 (Mechanical Characteristics)					
2.1	滑动行程 (Slide travel)	T=(15,20,30,45,60) $\pm$ 1.0mm			
2.2	滑动力矩 (Operating force)	10~200gf.cm			
2.3	柄的拉、押強度 (Pull-Push Strength)	Pull 3Kgf.cm / Push 5 Kgf.cm			
2.4	滑动止檔強度 (Rotational Stop-End Torque)	5 kgf.cm Min			
2.5	推柄摆动度 (Lever wobble)	2xL/25mm Max. (L=Lever length)			
2.6	旋轉定位數目 (Number of Detents(click))	detent: 0 ; 1 centre Click			
2.7	焊錫耐熱性 (Resistance To Soldering Heat)	260 $\pm$ 5 $^{\circ}$ C and less than 3 seconds			
3.耐久性能 (Durability)					
3.1	回轉壽命 (Rotation Life)	10,000 Cycles min.			
3.2	工作溫度 (Operating temperature)	-10 $^{\circ}$ C ~ +70 $^{\circ}$ C			
4.1	外形尺寸圖/曲線特性圖 (Shape size drawing/curve characteristic drawing)	见附頁 Please refer the drawing			
批 准		審 核		設 計	

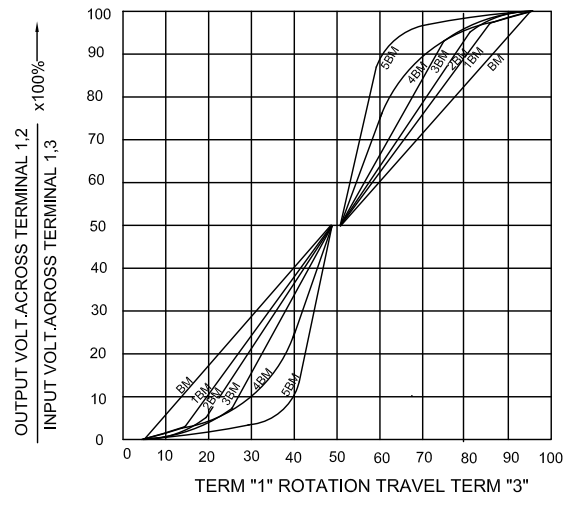
# RESISTANCE TAPER



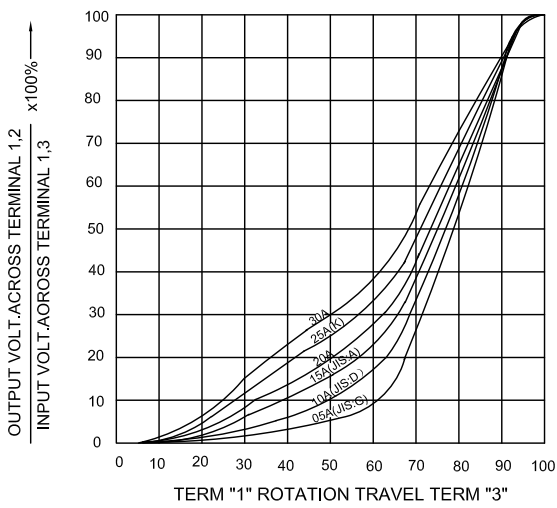
### TAPER B SERIES



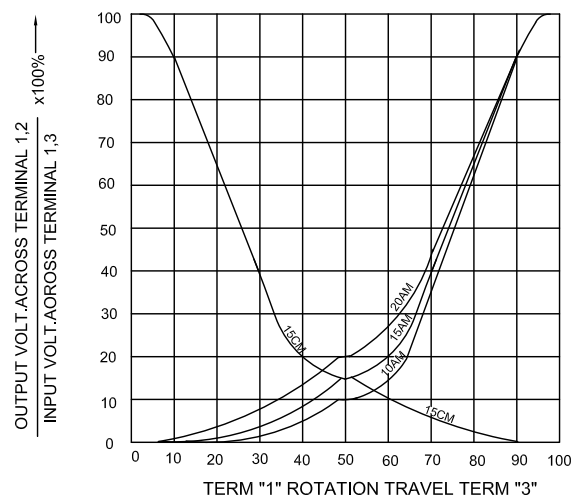
### TAPER B WITH 50% TAP



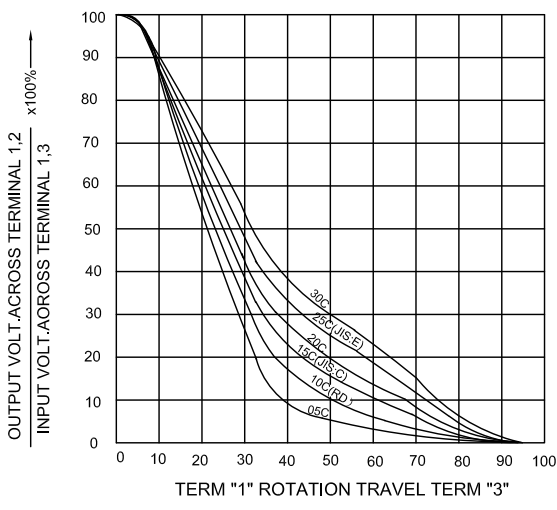
### TAPER A SERIES



### TAPER A & C WITH 50% TAP



### TAPER C SERIES



### TAPER M & N SERIES

