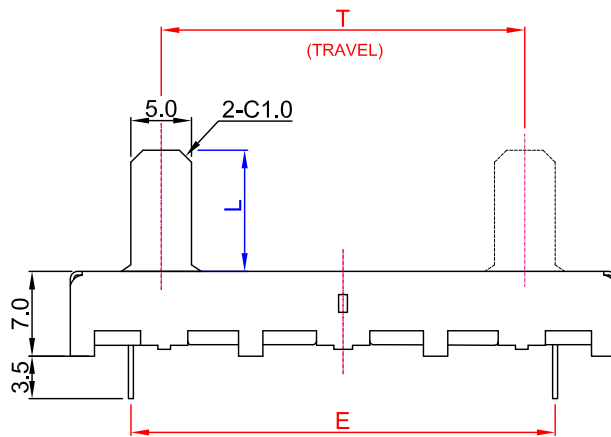
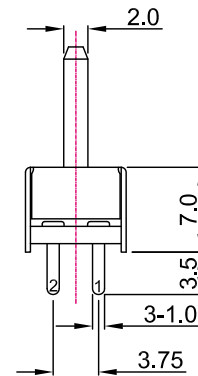
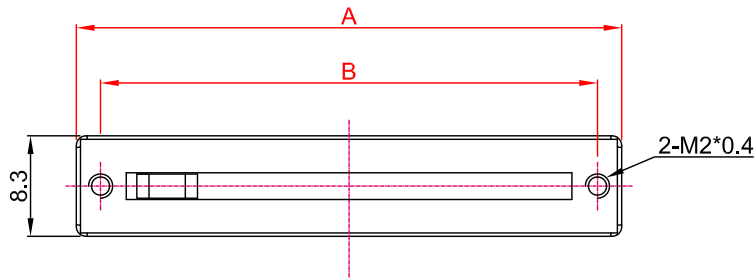
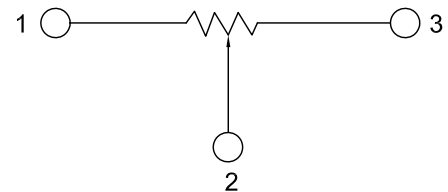


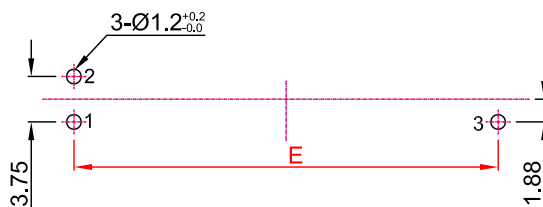
外形图 Mechanical Dimensions



接线图 Circuit explanation



安装孔位图 P.C.B. mounting hole detail






B型塑胶推柄 (B type Insulated Lever)

	<input checked="" type="checkbox"/>	<input type="checkbox"/>	<input type="checkbox"/>	<input type="checkbox"/>	<input type="checkbox"/>
X	T	U	V		
L	5	10	15		

	MODEL NO.	T	A	B	E
<input checked="" type="checkbox"/>	C2043N	20	35	31	25
<input type="checkbox"/>	C3043N	30	45	41	35
<input type="checkbox"/>	C4543N	45	60	56	50
<input type="checkbox"/>	C6043N	60	75	71	65

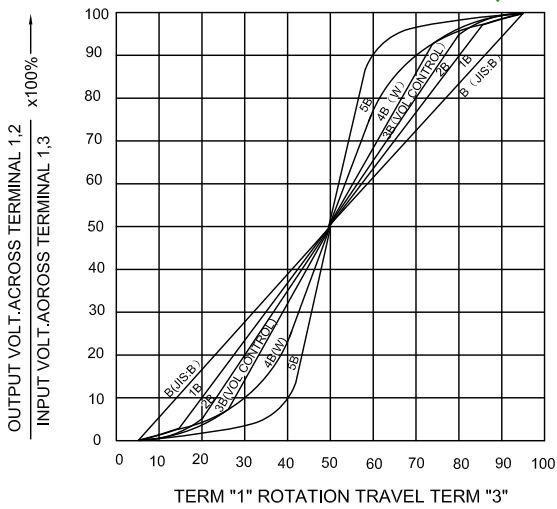
3			PRODUCT NAME	Slide Potentiometer		
2			MODEL NAME	C <input type="checkbox"/> <input type="checkbox"/> 43N- <input type="checkbox"/> A1-value		
1						
NO	DATE	DESCRIPTION		APPROVED BY	CHECKED BY	DRAWN BY
		DIMENSION	TOLERANCE	SCALE		
		$\int \leq 10$	± 0.2	UNIT		mm
		$10 < \int \leq 30$	± 0.5	VER.		A0
		$30 < \int \leq 100$	± 1.0	DATE		2018/4/28
		All Angles	$\pm 5^\circ$			
				R & D 2018/4/28 Eva	R & D 2018/4/28 Sophie	R & D 2018/4/28 Ball

Slide Potentiometers series Specifications

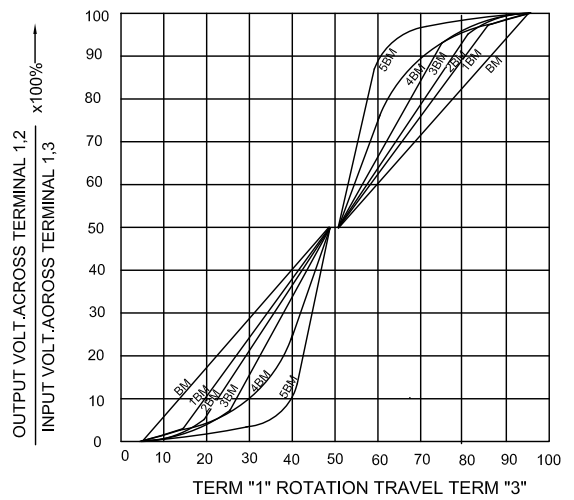
1.電氣性能 (Electrical Characteristics)					
1.1	全阻抗值 (Total Resistance)			10KΩ	
1.2	全阻抗值允許偏差 (Total Resistance Tolerance)			±20% (More than 1 M Ω ±30%)	
1.3	電阻隨溫度變化特性 Resistance of temperature change character)			20℃-75℃:△R/R≤±5%, -25℃-20℃:△R/R≤±4.5%	
1.4	阻值變化特性 (Resistance Taper)			B	
1.5	零位阻值 (Residual Resistance)			R>250KΩ / 0.1 % max. of total Value 250KΩ>R>10KΩ / 20Ω max. 10KΩ>R / 10Ω max.	
1.6	額定功率 (Rated Power)			Linear Taper B: 0.1W Other Taper:0.05W	
1.7	最高使用電壓 (Max.Operating Voltage)			100V AC	
1.8	動雜音 (Rotational Noise)			Less Than 100mV	
1.9	絕緣阻抗 (Insulation Resistance)			More than 100MΩ at DC 200V	
1.10	耐電壓 (Withstand Voltage)			For 1 minute at: AC 100V	
1.11	开关额定功率(Switch Rated Power)			-----	
1.12	同步誤差 (Gang Error)			-40~0dB: 3dB Max.	
2.機械性能 (Mechanical Characteristics)					
2.1	滑动行程 (Slide travel)			T=20±1.0mm	
2.2	滑动力矩 (Operating force)			10~200gf.cm	
2.3	柄的拉、押強度 (Pull-Push Strength)			3 Kgf.cm	
2.4	滑动止檔強度 (Rotational Stop-End Torque)			2 kgf.cm Min	
2.5	开关角度(Switch Working Angel)			-----	
2.6	开关力矩(Switch Working Torque)			-----	
2.7	旋轉定位數目 (Number of Detents(click)			detent: 0	
2.8	焊錫耐熱性 (Resistance To Soldering Heat)			260±5℃ and less than 3 seconds	
3.耐久性能 (Durability)					
3.1	回轉壽命 (Rotation Life)			10,000 Cycles min.	
3.2	工作溫度 (Operating temperature)			-10℃~+70℃	
4.1	外形尺寸圖/曲線特性圖 (Shape size drawing/curve characteristic drawing)			見附頁 Please refer the drawing	
批			審		
准			核	設	
				計	

RESISTANCE TAPER

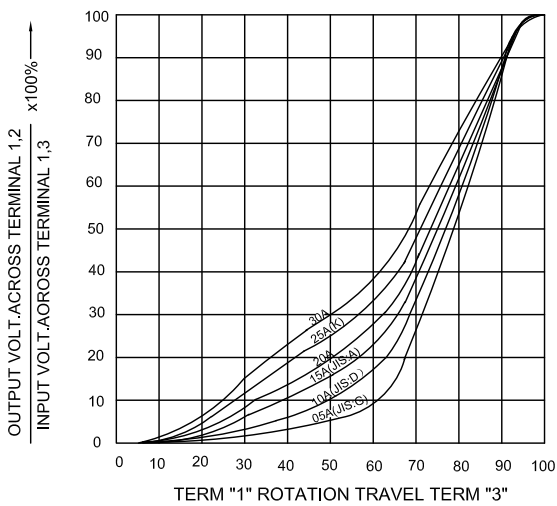
TAPER B SERIES



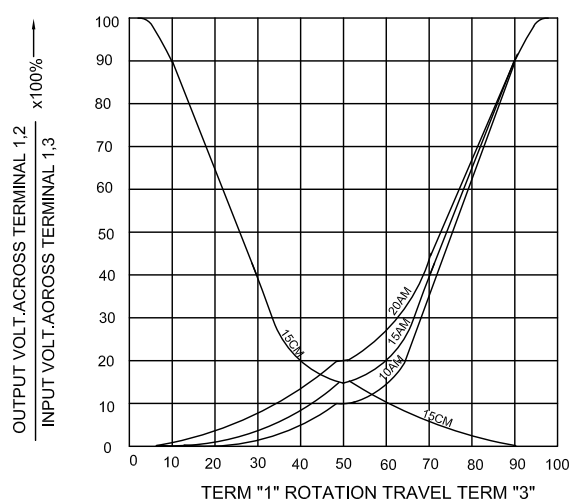
TAPER B WITH 50% TAP



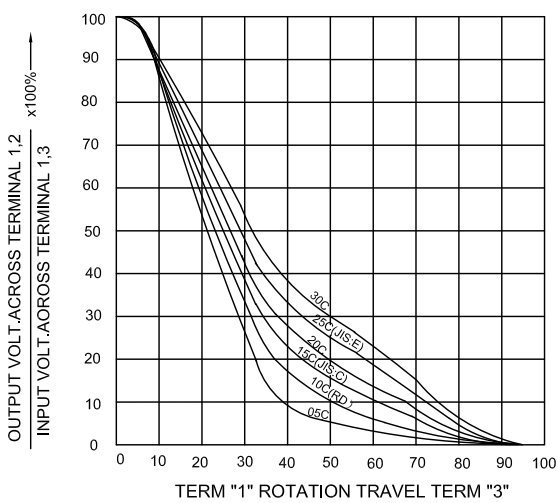
TAPER A SERIES



TAPER A & C WITH 50% TAP



TAPER C SERIES



TAPER M & N SERIES

