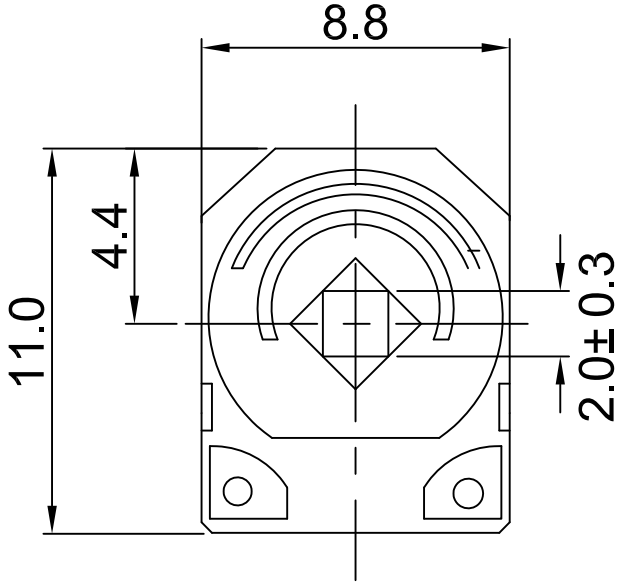


# 一、微調電阻系列技術規格書

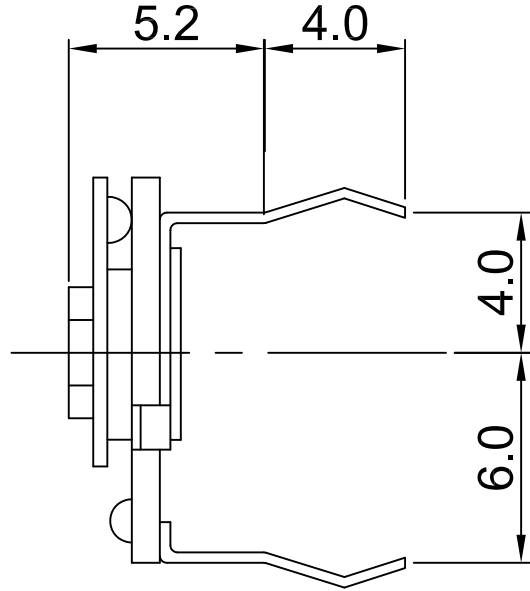
## Common Specification For Semi-Fixed Potentiometers

1. 電器性能 (Electrical Characteristic)				
序号	項目			特性
1.1	全阻抗值 (Total Resistance)			500 Ω ~ 2M
1.2	全阻抗值允許偏差 (Total Resistance Tolerance)			± 20%
1.3	電阻隨溫度變化特性 (Resistance of temperature Change character)			20°C ~ 75°C: $\Delta R/R \leq \pm 5\%$ , -25°C ~ 20°C: $\Delta R/R \leq \pm 4.5\%$
1.4	阻值變化特性 (Resistance Taper)			B
1.5	零位阻值 (Residual Resistance)			$R \leq 10K$ 10 Ω Max $R > 10K$ 1% Max.
1.6	額定功率 (Rated Power)			0.5W
1.7	最高使用電壓 (Max. Operating Voltage)			AC 100V
1.8	動雜音 (Rotational Noise)			/
1.11	潮濕環境下負載性能 (Load Life In Humidity)			<u>20%</u> Max <u>350</u> hours rated in <u>90%</u> RH <u>40</u> °C
2. 機械性能 (Mechanical Characteristics)				
2.1	全回轉角度 (Rotation Angle)			250° ± 10°
2.2	旋轉力矩 (Rotation Torque)			40 ~ 250gf. cm
2.3	轉動止檔強度 (Rotational Stop-End Torque)			1kgf. cm. max
2.4	焊錫耐熱性 (Resistance to soldering heat)			<u>245 ± 5</u> °C and less than <u>3</u> seconds
3. 耐久性能 (Durability)				
3.1	回轉壽命 (Rotation Life)			± 5% Max. for <u>100</u> rotations
4. 外形尺寸圖 / 曲線特性圖 (Shape size drawing / curve characteristic drawing)				見附頁 (Please see attachment)
批 准		審 核		設 計
				

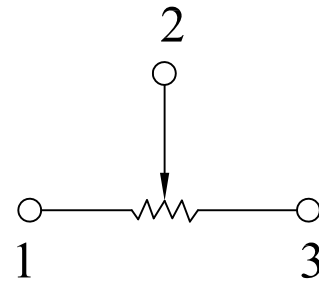
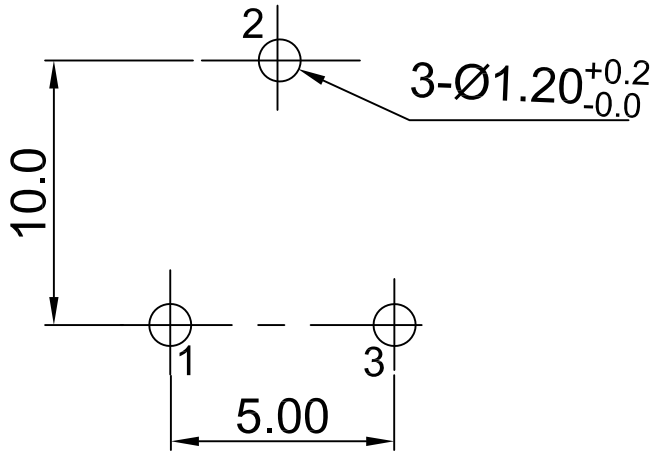
# 外形圖 Mechanical Dimensions



孔位安裝圖  
Mounting Hole



接線圖  
Circuit Explanation



3				PRODUCT NAME	Semi-fixed Potentiometers	
2				MODEL NAME	SC085-3-Value	
1				APPROVED BY	CHECKED BY	DRAWN BY
NO	DATE	DESCRIPTION				
	DIMENSION	TOLERANCE	SCALE			
	$l \leq 10$	$\pm 0.2$	UNIT	mm		
	$10 < l \leq 30$	$\pm 0.5$	VER.			
	$30 < l \leq 100$	$\pm 1.0$	DATE	07/06/07		

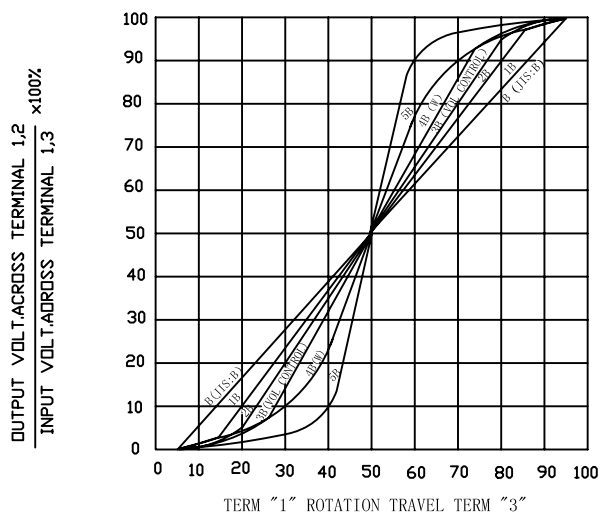
R & D

2010.11.16

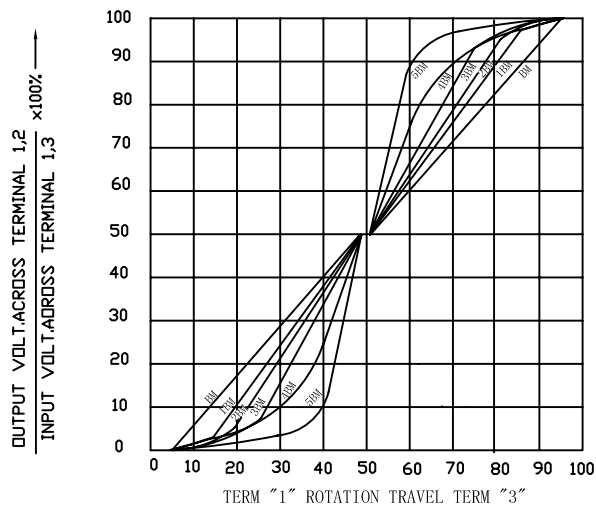
Sam

# RESISTANCE TAPER

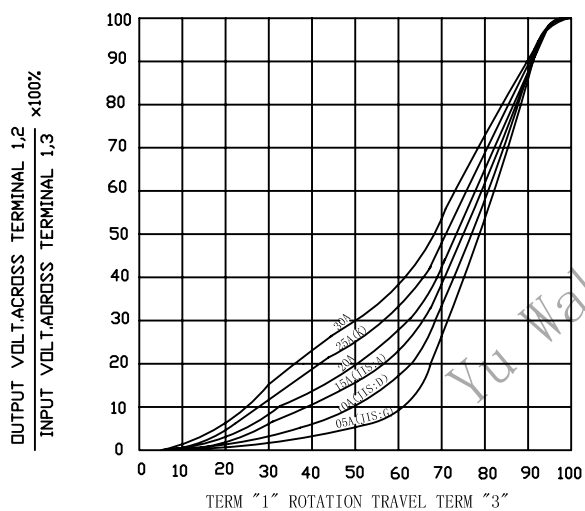
TAPER B SERIES



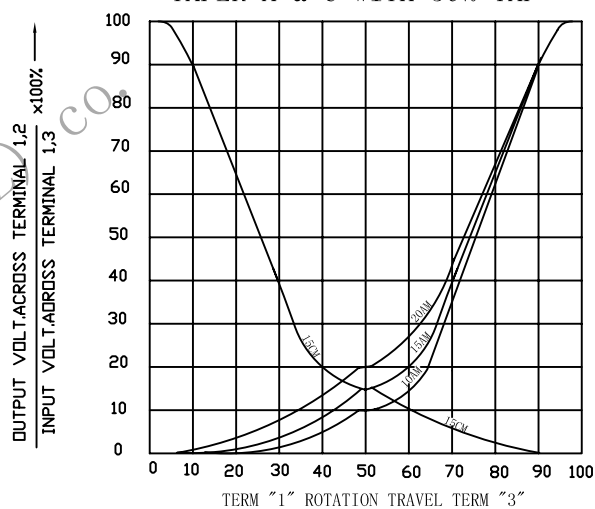
TAPER B WITH 50% TAP



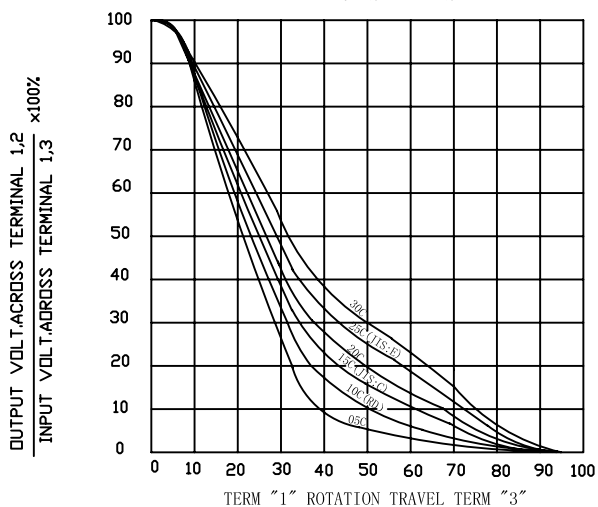
TAPER A SERIES



TAPER A & C WITH 50% TAP



TAPER C SERIES



TAPER M & N SERIES

