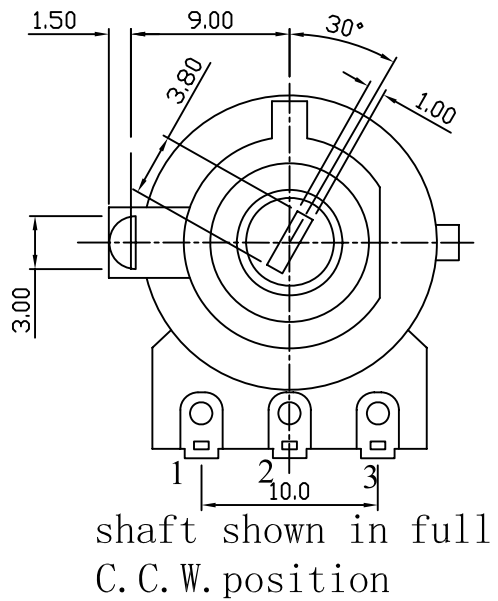
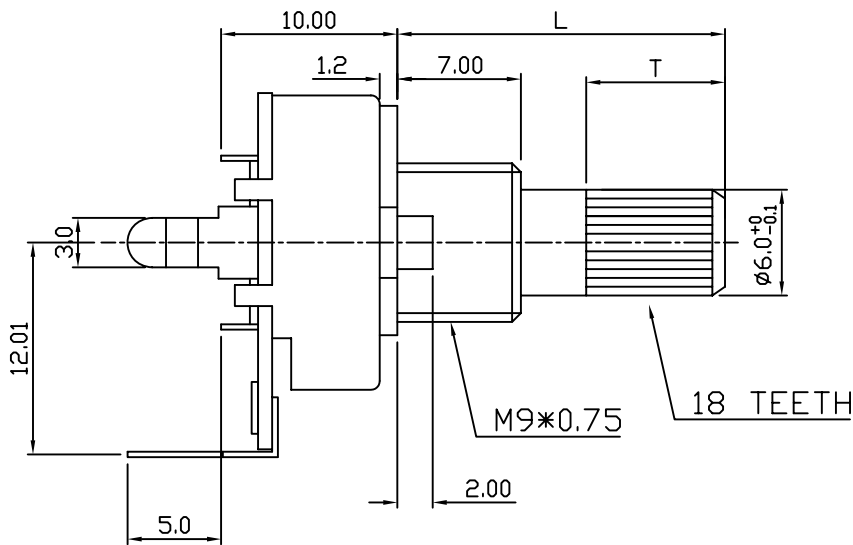


一、旋轉式電位器系列技術規格書

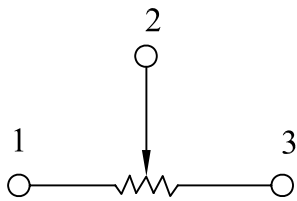
Rotary Series Potentiometers Technic Specifications

1. 電氣性能 (Electrical Characteristic)					
序号	項目			特性	
1.1	全阻抗值 (Total Resistance)			1KΩ ~ 2MΩ	
1.2	全阻抗值允許偏差 (Total Resistance Tolerance)			± 20%	
1.3	電阻隨溫度變化特性 (Resistance of temperature change character)			20℃-75℃: $\Delta R/R \leq \pm 5\%$, -25℃-20℃: $\Delta R/R \leq \pm 4.5\%$	
1.4	阻值變化特性 (Resistance Taper)			A、B、C	
1.5	零位阻值 (Residual Resistance)			R > 250KΩ 0.1%max. of total resistance 250KΩ > R > 10KΩ 20Ω 10KΩ > R 10Ω max.	
1.6	額定功率 (Rated Power)			Curve B: 0.1W Other than B: 0.05W	
1.7	最高使用電壓 (Max. Operating Voltage)			AC 50V, DC 20V	
1.8	動雜音 (Rotational Noise)			Less than 100mV	
1.9	絕緣阻抗 (Insulation Resistance)			More than 100MΩ at DC250V	
1.10	耐電壓 (Withstand Voltage)			For 1minute at: 250V AC	
1.11	同步誤差 (Gang Error)			/	
1.12	/			/	
2. 機械性能 (Mechanical Characteristics)					
2.1	全回轉角度 (Rotation Angle)			300° ± 5°	
2.2	旋轉力矩 (Rotation Torque)			20~200gf.cm	
2.3	軸的拉、押強度 (Pull-Push Strength)			6Kgf.cm	
2.4	轉動止檔強度 (Rotational Stop-End Torque)			5kgf.cm	
2.5	焊錫耐熱性 (Resistance To Soldering Heat)			260 ± 5℃ and less than 3 seconds	
2.6	/			/	
3. 耐久性能 (Durability)					
3.1	回轉壽命 (Rotation Life)			10,000Cycles	
4. 外形尺寸圖/曲線特性圖 (Shape size drawing/curve characteristic drawing)				見附頁 (Please see attachment)	
批 准			審 核		
				設 計	

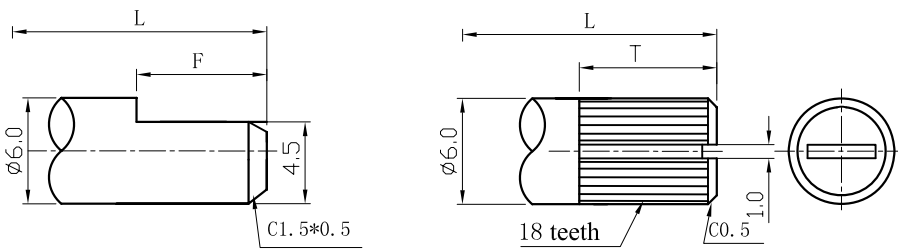
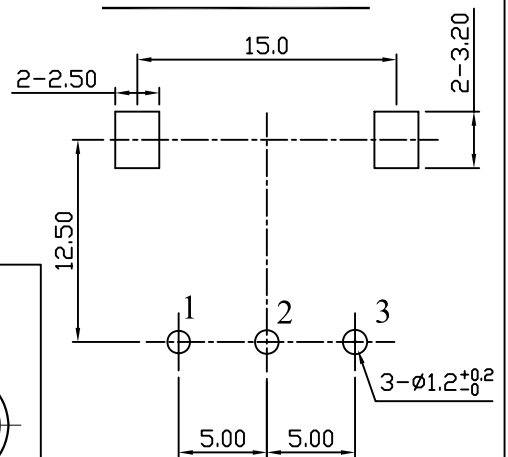
外形图 Mechanical Dimensions



接线图 Circuit Explanation



安装孔位置图 Mounting Hole



F TYPE:

T TYPE:

X	1	2	3	4	5
L	20	15	10	25	30
F	12	8	3	12	12

X	A	B	D	E
L	20	15	25	30
T	12	7	12	12

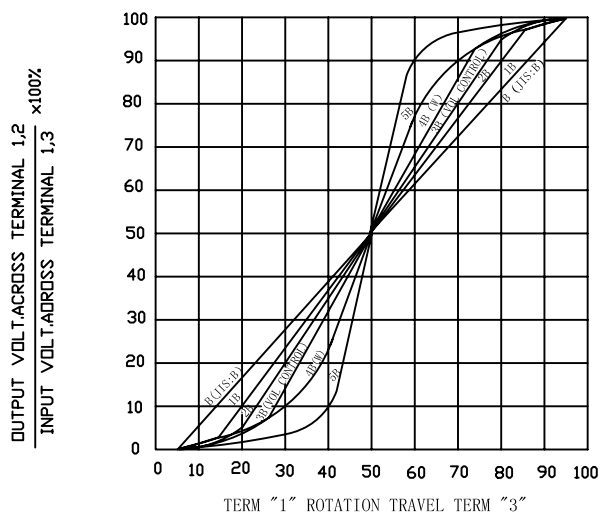
3				PRODUCT NAME	Rotary Potentiometers		
2				MODEL NAME	R1612N-□D1-Value X		
1							
NO	DATE	DESCRIPTION		APPROVED BY	CHECKED BY	DRAWN BY	
		DIMENSION	TOLERANCE	SCALE			
		$l \leq 10$	± 0.2	UNIT			
		$10 < l \leq 30$	± 0.5	VER.			
		$30 < l \leq 100$	± 1.0	DATE			



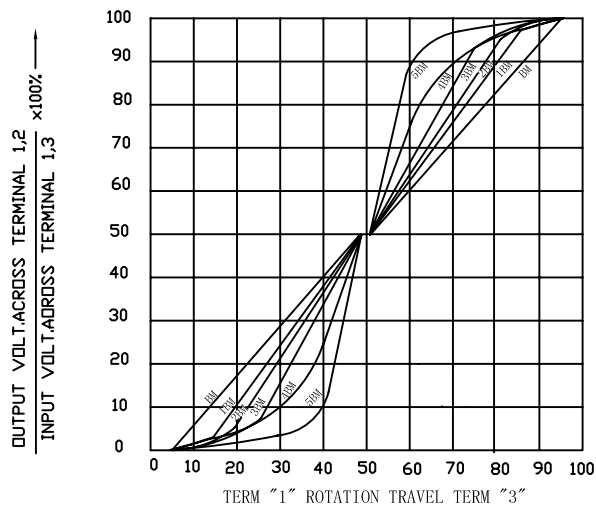
YU WAH (S Z) CO., LTD

RESISTANCE TAPER

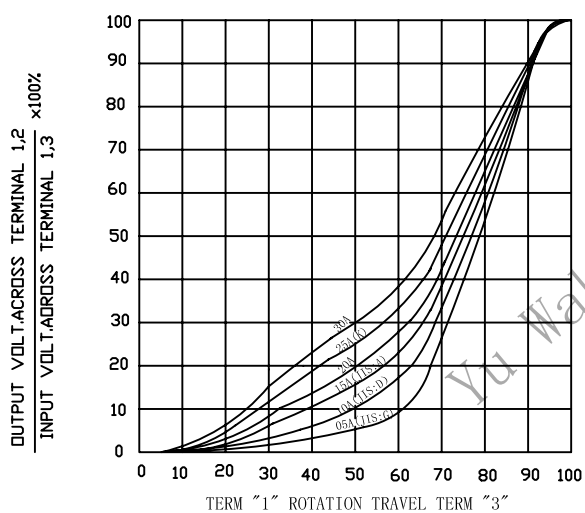
TAPER B SERIES



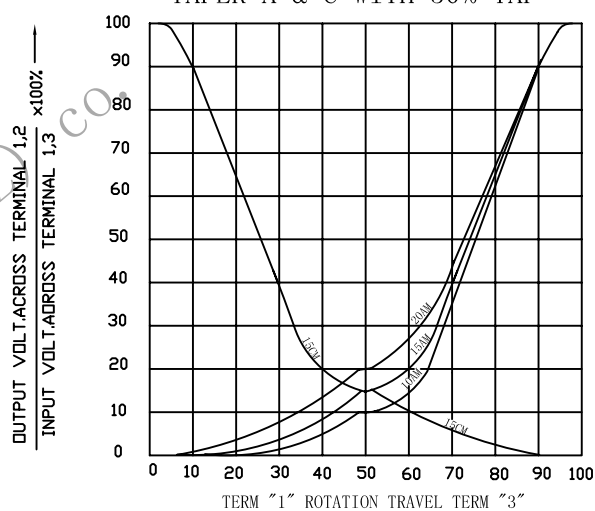
TAPER B WITH 50% TAP



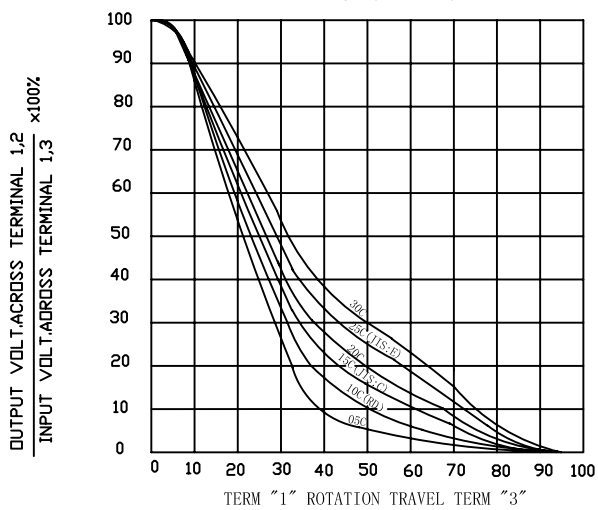
TAPER A SERIES



TAPER A & C WITH 50% TAP



TAPER C SERIES



TAPER M & N SERIES

