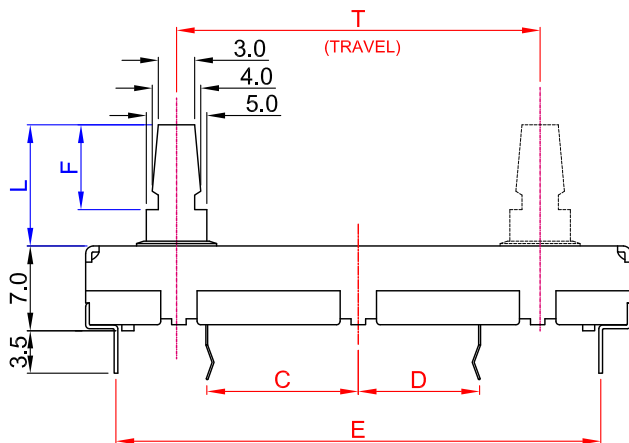
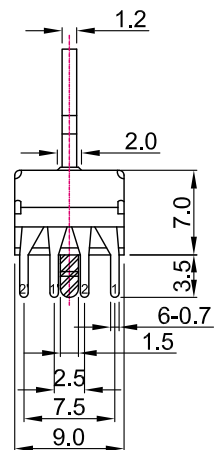
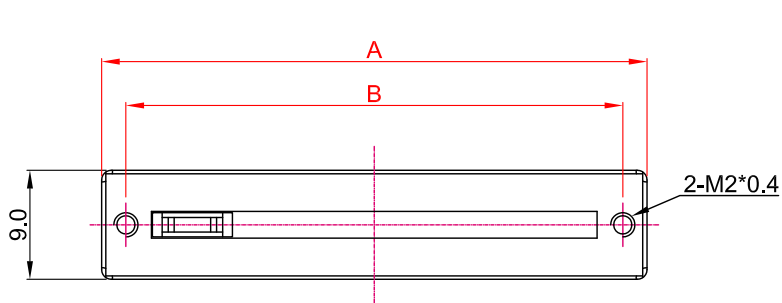
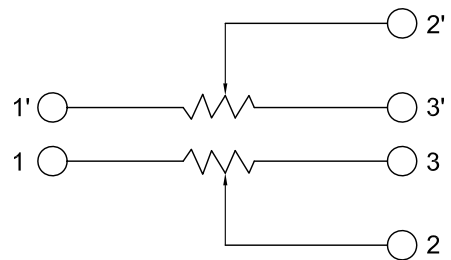


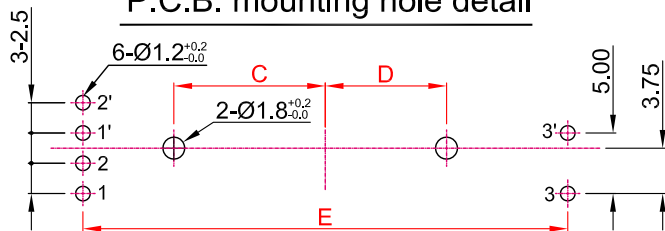
外形图 Mechanical Dimensions



接线图 Circuit explanation



安装孔位图 P.C.B. mounting hole detail






D1型金属推柄 (D1 type Metal Lever)

MODEL NO.	T	A	B	C	D	E
<input type="checkbox"/> C2044G	20	35	31	7.5	5	30
<input type="checkbox"/> C2544G	25	40	36	10	7.5	35
<input type="checkbox"/> C3044G	30	45	41	12.5	10	40
<input type="checkbox"/> C4544G	45	60	56	17.5	15	55
<input checked="" type="checkbox"/> C6044G	60	75	71	25	22.5	70

<input type="checkbox"/>	<input type="checkbox"/>	<input checked="" type="checkbox"/>
X	P	Q
L	10	15
F	7	10

3			PRODUCT NAME	Slide Potentiometer		
2			MODEL NAME	C <input type="checkbox"/> <input type="checkbox"/> 44G - <input type="checkbox"/> A3-value		
1						
NO	DATE	DESCRIPTION	APPROVED BY	CHECKED BY	DRAWN BY	
			R & D 2018/4/28 Eva	R & D 2018/4/28 Sophie	R & D 2018/4/28 Dick	

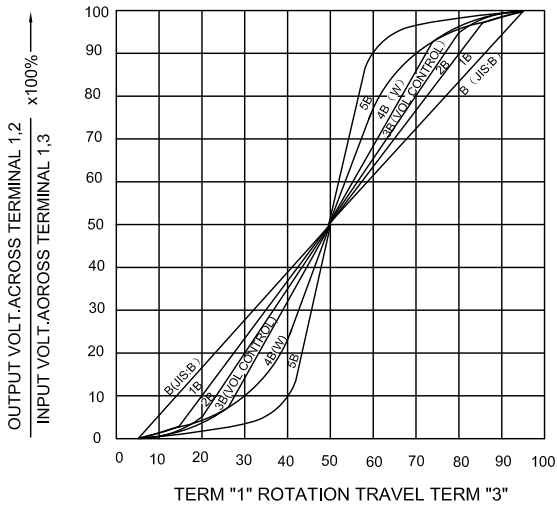
直滑式 Rotary Potentiometers series Specifications

1.電氣性能 (Electrical Characteristics)					
1.1	全阻抗值 (Total Resistance)		1K Ω ~ 2M Ω		
1.2	全阻抗值允许偏差 (Total Resistance Tolerance)		$\pm 20\%$ (More than 1 M Ω $\pm 30\%$)		
1.3	電阻隨溫度變化特性 (Resistance of temperature change character)		20 $^{\circ}$ C-75 $^{\circ}$ C: $\Delta R/R \leq \pm 5\%$, -25 $^{\circ}$ C-20 $^{\circ}$ C: $\Delta R/R \leq \pm 4.5\%$		
1.4	阻值變化特性 (Resistance Taper)		A, B, C, W		
1.5	零位阻值 (Residual Resistance)		R \geq 250K Ω / 0.1 % max. of total Value 250K Ω >R>10K Ω / 20 Ω max. 10K Ω \geq R / 10 Ω max.		
1.6	額定功率 (Rated Power)		Linear Taper B: 0.1W Other Taper:0.05W		
1.7	最高使用電壓 (Max.Operating Voltage)		50V AC		
1.8	動雜音 (Rotational Noise)		Less Than 100mV		
1.9	絕緣阻抗 (Insulation Resistance)		More than 100M Ω at DC 250V		
1.10	耐電壓 (Withstand Voltage)		For 1 minute at: AC 300V		
1.11	开关额定功率(Switch Rated Power)		-----		
1.12	同步誤差 (Gang Error)		0dB~-40dB \leq 3dB		
2.機械性能 (Mechanical Characteristics)					
2.1	滑动行程 (Slide travel)		T=(20,25,30,45,60) \pm 1.0mm		
2.2	滑动力矩 (Operating force)		10~200gf.cm		
2.3	柄的拉、押強度 (Pull-Push Strength)		Pull 3Kgf.cm / Push 5 Kgf.cm		
2.4	滑动止檔強度 (Rotational Stop-End Torque)		5 kgf.cm Min		
2.5	推柄摆动度 (Lever wobble)		2xL/25mm Max. (L=Lever length)		
2.6	旋轉定位數目 (Number of Detents(click))		detent: NO		
2.7	焊錫耐熱性 (Resistance To Soldering Heat)		260 \pm 5 $^{\circ}$ C and less than 3 seconds		
3.耐久性能 (Durability)					
3.1	回轉壽命 (Rotation Life)		10,000 Cycles min.		
3.2	工作溫度 (Operating temperature)		-10 $^{\circ}$ C ~ +70 $^{\circ}$ C		
4.1	外形尺寸圖/曲線特性圖 (Shape size drawing/curve characteristic drawing)		見附頁 Please refer the drawing		
批 准		審 核		設 計	

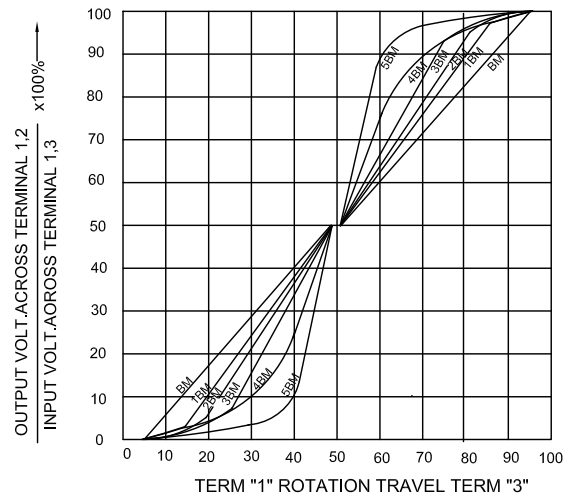
RESISTANCE TAPER



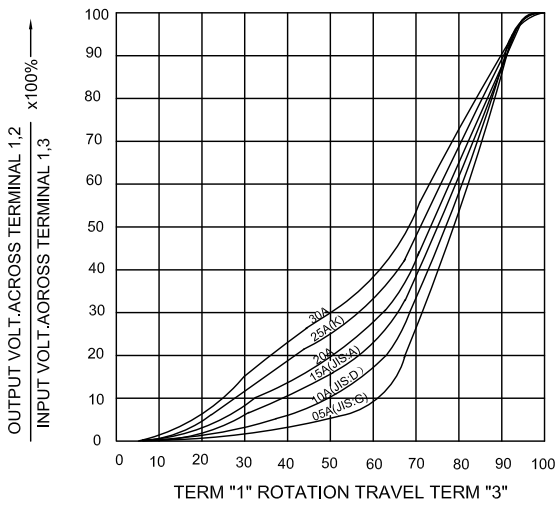
TAPER B SERIES



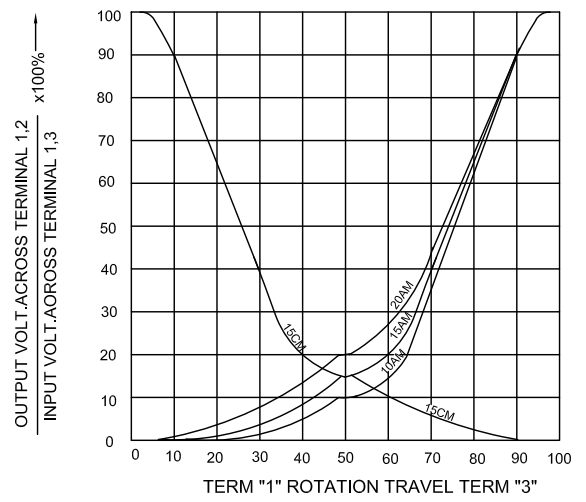
TAPER B WITH 50% TAP



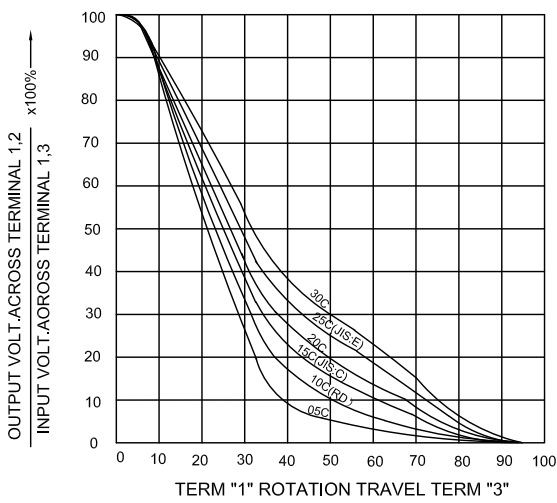
TAPER A SERIES



TAPER A & C WITH 50% TAP



TAPER C SERIES



TAPER M & N SERIES

